


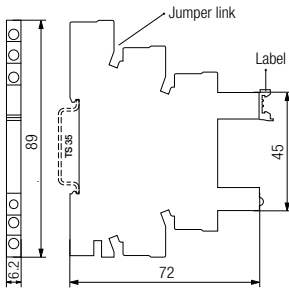
Interface Module

CRINT



Interface Module CRINT

- Relay module up to 6 A 250 V, different contact materials
- Solid state modules for most loads DC and AC up to 2 A
- Coil UC = AC/DC, no protection circuit required
- LED status display
- Screw terminals or cage clamp terminals
- Jumper link
- Super small mounting: 6,2 mm



CRINT-R11

Interface module

For PLC's and process control. High power contact AgSnO₂. With screw terminals (CRINT-S11) or cage clamp terminals (CRINT-S12). Recommended max. load 250 V 6 A resistive. Jumper link optional.

6A 250V AC

100 mA / 12 V



CRINT-R12

Interface module

Specially for PLC, process controls with DC currents. Contact AgSnO₂ + 3_μAu. For low power application. With screw terminals (CRINT-S11) or cage clamp terminals (CRINT-S12). No external freewheeling circuit required. Jumper link optional.

6A 250V AC

10 mA / 12 V



CRINT-R15

Solid state-interface module

For PLC's and process control. DC solid state switch, type NO. For fast and high frequent switching. With screw terminals (CRINT-S11) or cage clamp terminals (CRINT-S12). Jumper link optional.

2A 24V DC

20 mA / 12 V



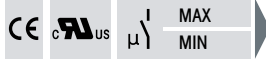
CRINT-R18

Triac-interface module

For PLC's and process control. AC output interface zero synchronous switching NO for resistive or similar load. (No transformer rec.) With screw terminals (CRINT-S11) or cage clamp terminals (CRINT-S12). Jumper link optional.

2A 240V AC

100 mA / 12 V



Technical Data	CRINT-R11	CRINT-R12	CRINT-R15	CRINT-R18
Contact type/material	CO / AgSnO ₂	CO / AgSnO ₂ + 3 _μ Au	NO / Solid-state DC	NO / Solide-state AC (triac)
Switching power AC-1	1500 VA	1500 VA	–	480 W
Switching power DC-1 24V/230V	180 W	180 W	96 W	–
Switching power AC-15	300 VA / 230 V	–	–	–
Peak inrush current	15 A / 2.5 ms	15 A / 2.5 ms	48 A / 10 ms	80 A / 10 ms
Switching cycles: mech./elec.	10 x 10 ⁶ / 3 x 10 ⁴	10 x 10 ⁶ / 3 x 10 ⁴	–	–
Isolation EN 61810-5	4 kV	4 kV	2.5 kV	2.5 kV
Operation voltage AC 50/60 Hz / DC	0.8 ... 1.25 U _N	0.8 ... 1.25 U _N	0.8 ... 1.2 U _N	0.8 ... 1.2 U _N
Power consumption P _{max} 24V/230 V	170 / 210 mW	170 / 210 mW	240 / 300 mW	600 mW
On delay/ release time	8 ms / 4 ms	8 ms / 4 ms	< 1 ms	< 1 ms
Temp.: operating / (storage)	-40...80 °C / -40...85 °C	-40...80 °C / -40...85 °C	-30...80 °C / -40...100 °C	-30...80 °C / -40...100 °C

CRINT screw terminals

Nominal coil voltage		CRINT-R11/DC12V	CRINT-R12/DC12V	CRINT-R15/DC12V	CRINT-R18/DC12V
UC12 V	Relay	CRINT-R11/DC12V	CRINT-R12/DC12V	CRINT-R15/DC12V	CRINT-R18/DC12V
	Socket	CRINT-S11/UC12V	CRINT-S11/UC12V	CRINT-S11/UC12V	CRINT-S11/UC12V
UC 24 V	Relay	CRINT-R11/DC24V	CRINT-R12/DC24V	CRINT-R15/DC24V	CRINT-R18/DC24V
	Socket	CRINT-S11/UC24V	CRINT-S11/UC24V	CRINT-S11/UC24V	CRINT-S11/UC24V
UC 48 V	Relay	CRINT-R11/DC48V	CRINT-R12/DC48V	CRINT-R15/DC48V	–
	Socket	CRINT-S11/UC48V	CRINT-S11/UC48V	CRINT-S11/UC48V	–
UC 60 V	Relay	CRINT-R11/DC60V	CRINT-R12/DC60V	CRINT-R15/DC60V	CRINT-R18/DC60V
	Socket	CRINT-S11/UC60V	CRINT-S11/UC60V	CRINT-S11/ UC60V	CRINT-S11/UC60V
UC 110–125 V	Relay	CRINT-R11/DC60V	CRINT-R12/DC60V	CRINT-R15/DC60V	CRINT-R18/DC60V
	Socket	CRINT-S11/UC110–125V	CRINT-S11/UC110–125V	CRINT-S11/UC110–125V	CRINT-S11/UC110–125V
UC 220 – 240 V	Relay	CRINT-R11/DC60V	CRINT-R12/DC60V	CRINT-R15/DC60V	CRINT-R18/DC60V
	Socket	CRINT-S11/UC220–240V	CRINT-S11/UC220–240V	CRINT-S11/UC220–240V	CRINT-S11/UC220–240V

CRINT cage clamp terminals

Nominal coil voltage		CRINT-R11/DC12V	CRINT-R12/DC12V	CRINT-R15/DC12V	CRINT-R18/DC12V
UC 12 V	Relay	CRINT-R11/DC12V	CRINT-R12/DC12V	CRINT-R15/DC12V	CRINT-R18/DC12V
	Socket	CRINT-S12/UC12V	CRINT-S12/UC12V	CRINT-S12/UC12V	CRINT-S12/UC12V
UC 24 V	Relay	CRINT-R11/DC24V	CRINT-R12/DC24V	CRINT-R15/DC24V	CRINT-R18/DC24V
	Socket	CRINT-S12/UC24V	CRINT-S12/UC24V	CRINT-S12/UC24V	CRINT-S12/UC24V
UC 48 V	Relay	CRINT-R11/DC48V	CRINT-R12/DC48V	CRINT-R15/DC48V	–
	Socket	CRINT-S12/UC48V	CRINT-S12/UC48V	CRINT-S12/UC48V	–
UC 60	Relay	CRINT-R11/DC60V	CRINT-R12/DC60V	CRINT-R15/DC60V	CRINT-R18/DC60V
	Socket	CRINT-S12/UC60V	CRINT-S12/UC60V	CRINT-S12/UC60V	CRINT-S12/ UC60V
UC 110–125 V	Relay	CRINT-R11/DC60V	CRINT-R12/DC60V	CRINT-R15/DC60V	CRINT-R18/DC60V
	Socket	CRINT-S12/UC110–125V	CRINT-S12/UC110–125V	CRINT-S12/UC110–125V	CRINT-S12/UC110–125V
UC 220 – 240 V	Relay	CRINT-R11/DC60V	CRINT-R12/DC60V	CRINT-R15/DC60V	CRINT-R18/DC60V
	Socket	CRINT-S12/UC220–240V	CRINT-S12/UC220–240V	CRINT-S12/UC220–240V	CRINT-S12/UC220–240V

Ordering example

Relay module
CRINT-R11/DC24V
Socket with screw terminals
CRINT-S11/UC24V