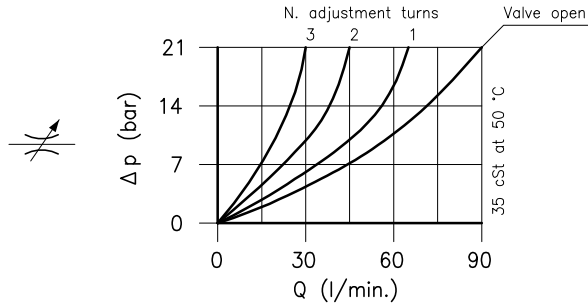


Technical features

The bidirectional needle valves RDB 30 are a version particularly suitable for the use combined with logic valves for flow control.

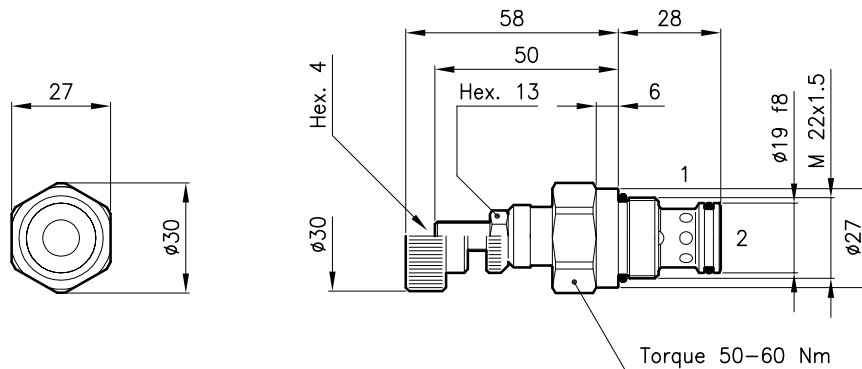
Complete adjustment range is obtained in about four handknob or screw turns till total valve shut off.

The flow direction is indifferent.



Cavity	(For dimensions see catalogue 17.000)	S 30/2
Max. adjusted flow (Δp 7 bar)	(l/min.)	0 - 50
Max. adjusted flow (Δp 14 bar)	(l/min.)	0 - 70
Max. pressure	(bar)	350
Fluid viscosity range	(cSt)	2.8 - 380
Fluid temperature range	(°C)	-20 +80
Mass	(kg)	0.170
Leakage when closed	(cm ³ /1)	Total shut off
Hydraulic fluid; mineral oil HM and HV ISO 6074		
Recommended filtration; 19/15 ISO 4466 (25 μ absolutes)		
Standard seals in Polyurethane and Buna N		

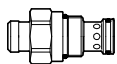
Dimensions



Ordering informations

RDB 30/N

RDB 30 = Valve type



Adjustment type

N = Standard adjustment



V = Handknob adjustment



Codes:

RDB 30/N 33 011 141

RDB 30/V 33 011 142

External seals kit 90 620 103

RDB 30 valves can be assembled on standard bodies 30-LO series; for dimensions see catalogue 16.010