

PWS 7102 | PWS 7062

AIR/WATER HEAT EXCHANGER 950 W | 600 W

- two performance classes, cut-out compatible
- completely installable or mountable externally and internally
- maintenance-free
- mounting-friendly seal, no elaborate reworking of the mounting cut-out
- integrated thermostat and solenoid valve for temperature control
- integrated temperature monitoring with alarm contact



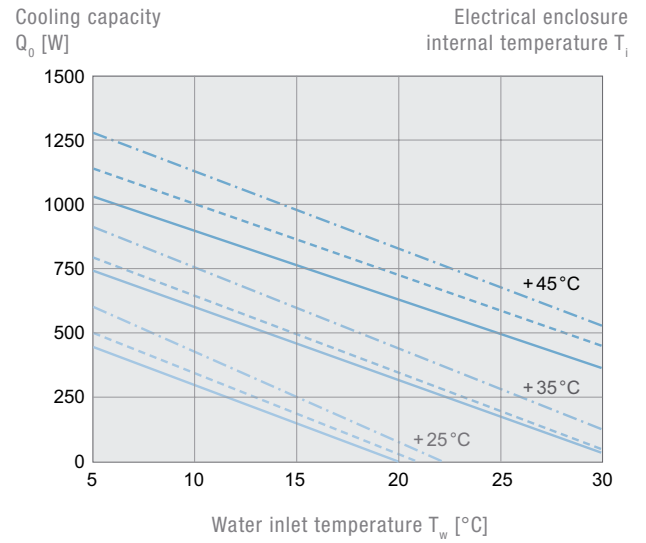
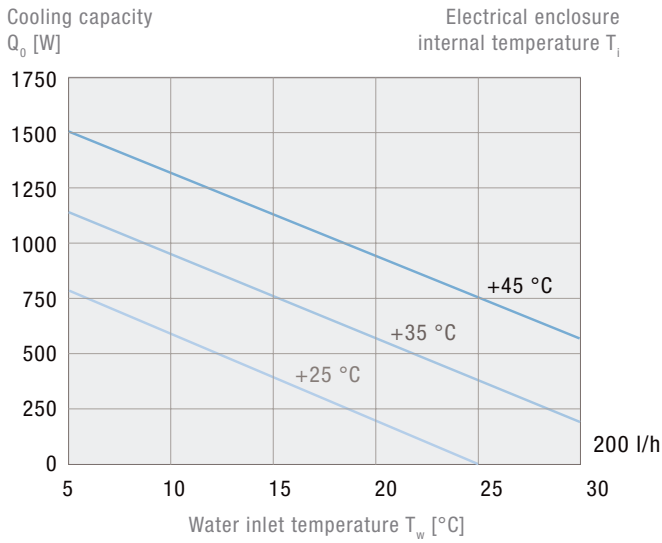
PRODUCT		PWS 7102		PWS 7062		
ARTICLE NO.		12051010055	12051017055	12050610055	12050617055	Unit
DATA						
Rated voltage ±10 %		AC 50 60 230	AC 60 115	AC 50 60 230	AC 60 115	Hz V
Cooling capacity @ 200 l/h	W10/A35	950		600		W
Power consumption	W10/A35	82 84	82	68 70	60	A
Current consumption	W10/A35	0.35 0.4	0.69	0.35 0.38	0.65	
Starting current	W10/A35	1.7 1.95	1.4	1.5 1.8	1.3	
Unimpeded airflow (free flow)	internal	570		440		m³/h
Pre fuse T		4				A
Type of connection	electro	spring-type terminal included with plug				
	fluid	13 mm hose nozzle; other connectors on request				
Noise level according to EN ISO 3741		≤ 48				dB (A)
Weight (without packaging)		7.5		6		kg
Ambient temperature range		+1 ... +70 +34 ... +158				°C °F
Control range (adjustable)		+8 ... +50 +47 ... +122; factory setting +35 +95				
Water inlet temperature		+1 ... +35 +34 ... +95				
Permissible operating pressure		max. 10				bar
Duty cycle		100				%
Condensate management		condensate drain				
Protection system according to EN 60529	IP 55	towards the electrical enclosure if used as intended by the manufacturer				
	IP 65	on request				
Design	housing	galvanised steel electrostatically powder coated (200 °C) stainless steel on request				
	heat exchanger	copper pipe with aluminium fins stainless steel piping on request				
Colour	cover	RAL 7035 different colours available on request				
ACCESSORIES		Piece	ARTICLE NUMBER			
External condensate evaporation system		1	18314000001			
Condensate bottle		1	18314000100			

For additional models, options and voltages visit www.pfannenberg.com or contact us directly.

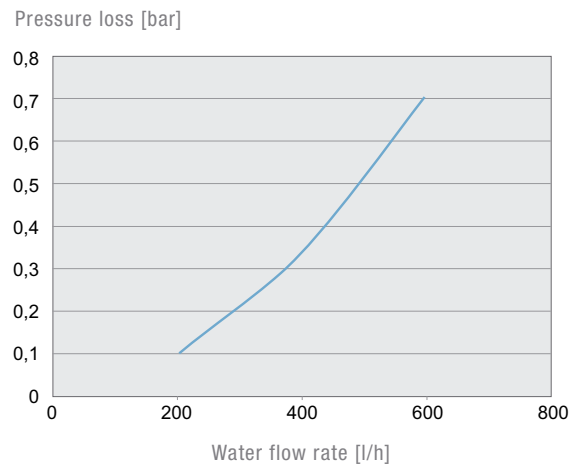
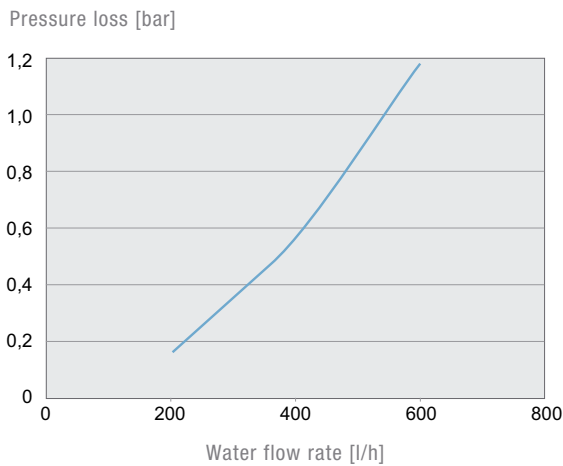
PWS 7102

PWS 7062

Cooling capacity performance curves



Pressure loss performance curve



Dimensions

	X	Y	Z	A	B
mm	200	500	150 100	440	170
	C	D	E	F	
mm	150	10	465	15	

Mounting holes \varnothing 8 mm

PWS 7102	PWS 7062
-----------------	-----------------

