

**DMS2.2 / DM2.2 / DML2.2**  
 Modulating Actuators AC 230 V

**Application**

The **JOVENTA STANDARD** electric damper actuator series is designed to operate air dampers in ventilation and air conditioning systems.

The compact design and universal adapter fitted with limitation of rotation angle make this JOVENTA CONTROLS actuator highly versatile.

**Features**

- DC 0(2)...10 V control signal
- Up to 5 actuators in parallel operation possible
- Plug-in terminal block connection
- Simple direct-mount with universal adapter on 10...20 mm Ø round-axis or 10...16 mm square shaft
- 48 mm minimum damper shaft length
- Selectable direction of rotation
- Limitation of rotation angle
- Manual release button
- 2 adjustable auxiliary switches
- Automatic shut-off at end position (overload switch)
- Actuators available with 1 m cable
- Customized versions available
- Devices meet CE requirements

**Accessories**

- ZK Damper linkage selection
- ZKG Ball joints


**Technical Specifications**

Actuator	DMS2.2x	DM2.2x	DML2.2x
Torque	8 Nm	16 Nm	24 Nm
Damper area*	1.5 m <sup>2</sup>	3.0 m <sup>2</sup>	4.5 m <sup>2</sup>
Running Time OPEN	30 s	80 s	125 s
Running Time CLOSE	30 s	80 s	125 s
Supply Voltage	AC 230 V		
Frequency	50-60 Hz		
Power Consumption			
- Running	5.5 W		
- At end position	0.6 W		
Dimensioning	6.0 VA / 0.1 A @ 2 ms		
Control Signal Y1	DC 0(2)... 10 V		
Input resistance Y1	Ri 100 Ω		
Position signal U	DC 0...10 V		
Load resistance	> 50 kΩ		
Angle of rotation/ Working range	90° (93°mech.)		
Angle of rotation/ Limitation	5°...85° in 5° < steps		
Auxiliary Switches	3(1.5) A, AC 230 V		
- S1 setting range	5°...85° < adjustable		
- S2 setting range			
Cable	1.0 m halogen-free		
- Motor	6-Wire 1-2-3-4-5-6		
- Switches	5-Wire 21-22-23-24-25		
Life time	60.000 rotations		
Noise level	45 dB (A)		
Protection Class	II		
Degree of Protection	IP 54		
Mode of Action	Type 1		
Ambient conditions			
- Operating temperature	-20...+50 °C / IEC 721-3-3		
- Storage temperature	-30...+60°C / IEC 721-3-2		
- Humidity	5...95% r.F. no condensed		
Weight	1.2 Kg		
Service	Maintenance-free		
Standards			
- Mechanics	EN 60 529 / EN 60 730-2-14		
- Electronics	EN 60 730-2-14		
- EMC Emissions	EN 50 081-1:92 / IEC 61000-6-3:96		
- EMC Immunity	EN 50 082-2:95 / IEC 61000-6-2:99		

\*Caution: Please note damper manufacturer's information concerning the open/close torque.

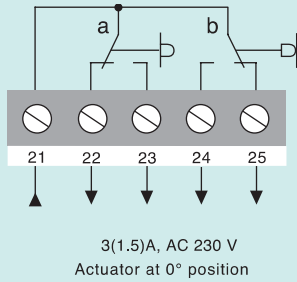
**Ordering Codes**

Codes	Descriptions
DMxx2.2	AC 230 V
DMxx2.2S	AC 230 V, with 2 auxiliary switches

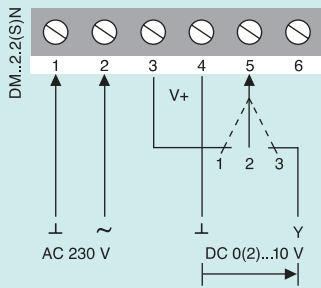


**DMS2.2 / DM2.2 / DML2.2**  
Modulating Actuators AC 230 V

**Auxiliary Switches (S)**



**Override Control**



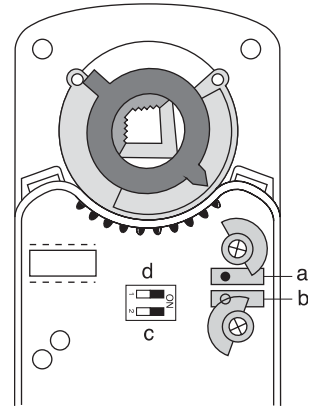
The actuator DMxx2.2 can be forced to override control when wired in accordance with the diagram.

- Switch position:
- 1 = Actuator runs at 10 V
  - 2 = Actuator runs at 0(2) V
  - 3 = Automatic control

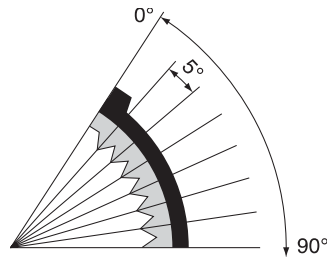
**Settings the auxiliary switches**

Factory setting  
Switch **a** at 10°  
Switch **b** at 80°

The switching position can be manually changed to any required position by turning the ratchet




**Limitation of Rotation Angle**



The limitation or rotation angle can be set in 5° steps by moving the adapter.

**Adapter release**



The adapter can be removed simply by pressing the adapter clip on the underside of the actuator