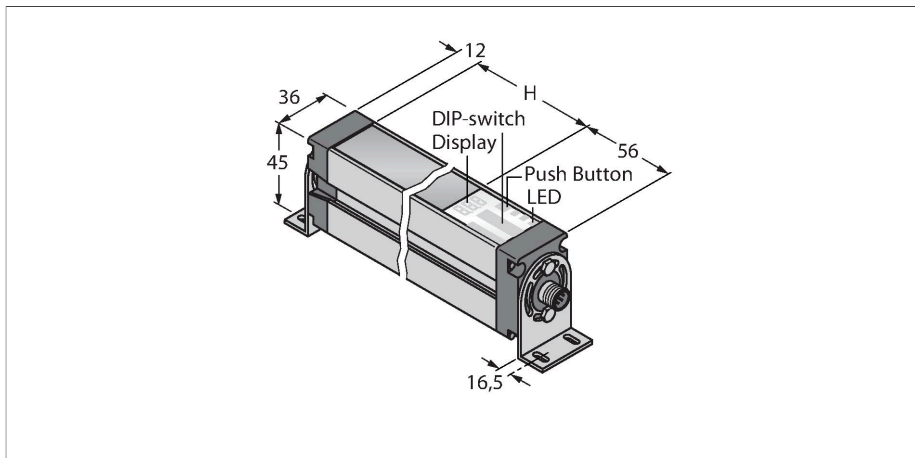


EA5R600XKQ

Measuring Light Screen – Receiver



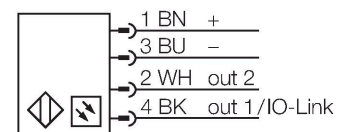
Technical data

Type	EA5R600XKQ
ID	3015156
Optical data	
Function	Light screen
Operating mode	Receiver
Optical resolution	5 mm
Range	400...4000 mm
Scan field	600 mm
Number of beams	120
Electrical data	
Operating voltage	18...30 VDC
DC rated operational current	≤ 375 mA
No-load current	≤ 400 mA
Communication protocol	IO-Link
Output function	2 normally open contact, PNP/NPN, analog output
Voltage output	0...10 V
Load resistance	≥ 2000 Ω
Readiness delay	≤ 2 s
Response time typical	< 9.3 ms
Blanking function	yes
IO-Link	
IO-Link specification	V 1.0
IO-Link port type	Class A
Communication mode	COM 2 (38.4 kBaud)
Process data width	16 bit
Measured value information	12 bit

Features

- Male M12 × 1, 8-pin
- Protection class IP65
- Resolution 5 mm
- Max. range 4 m
- 2 × EZA-MBK-11 brackets included in delivery
- Operating voltage 18...30 VDC
- IO-Link communication and PNP switching output (standard via IO-Link splitter CSB-M1240M1280 included in scope of delivery) or analog output 0...10 V via splitter CSB-M1250M1280 (to be ordered separately)
- Extension cable required between emitter and splitter, type DEE2R-8xD
- 2 × PNP switching output (SIO mode)
- 2 × analog outputs 0...10 V (SIO mode)

Wiring diagram



Functional principle

The measuring light screen EZ-Array is ideal for sizing and product profiling, edge and centre guiding, sag and hole detection as well as parts counting. The two-part light screen is easily installed. The electronics is incorporated in the receiver housing and can be configured via 6 DIP switches. For special functions, the screen can be adjusted via PC with the enclosed software. To synchronize emitter and receiver just interconnect the sync-outputs of both.

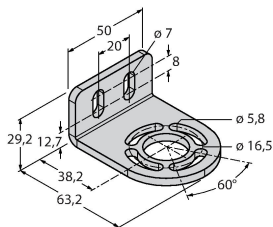
Technical data

Minimum cycle time	36 ms
Function Pin 4	IO-Link
Function Pin 2	DI
Maximum cable length	20 m
Included in the SIDI GSDML	Yes
Mechanical data	
Design	Rectangular, EZ-Array
Dimensions	45.2 x 36 x 678 mm
Housing material	Metal, AL, Anodized
Lens	plastic, Acrylic
Electrical connection	Connector, M12 x 1
Ambient temperature	-40...+70 °C
Protection class	IP65
Power-on indication	LED, Red
Error indication	LED, red (dual color LED)
Excess gain indication	LED, red
Tests/approvals	
Approvals	CE

Accessories

EZA-MBK-11

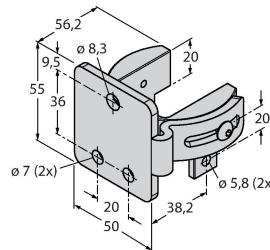
3071470



Mounting bracket, steel, black-finished, for EZ-ARRAY and EZ-SCREEN standard and cascade 14 & 30 mm

EZA-MBK-12

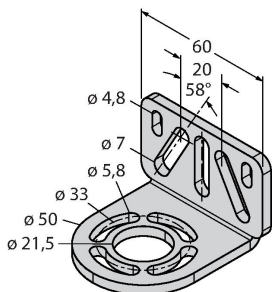
3071756



Mounting bracket, steel, black-finished, for EZ-ARRAY and EZ-SCREEN standard and cascade 14 & 30 mm

EZA-MBK-20

3072587



Mounting bracket, steel, black-finished, for EZ-ARRAY and EZ-SCREEN standard 14 & 30 mm

Accessories

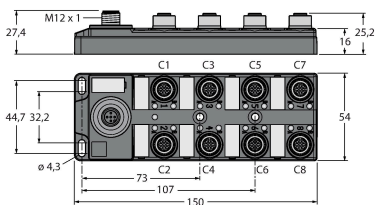
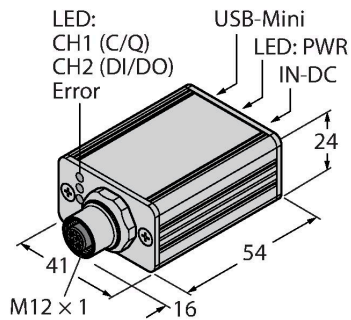
Dimension drawing	Type	ID	
	CSB-M1250M1280	3013879	Y-piece, PVC, black, female 2 x M12 x 1, 8-pin, male 1 x M12 x 5-pin

Dimension drawing	Type	ID	
	RKC8T-2-RSC8T/TEL	6625157	Connection cable, M12 female plug, straight, 8-pin, cable length: 2 m, sheath material: PVC, black; cULus approval; other cable lengths and qualities available, see www.turck.com
	RKC8T-2/TEL	6625130	Connection cable, M12 female, straight, 8-pin, cable length: 2 m, jacket material: PVC, black; cULus approval; other cable lengths and qualities available, see www.turck.com
	WKC8T-2/TEL	6625133	Connection cable, M12 female connector, angled, 8-pin, cable length: 2 m, jacket material: PVC, black; cULus approval; other cable lengths and qualities available, see www.turck.com

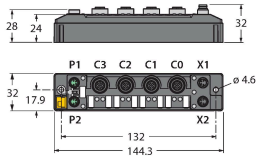
Accessories

Dimension drawing	Type	ID	
	BL67-4IOL	6827386	4-channel IO-Link Master module for the modular BL67 I/O-system
	BL20-E-4IOL	6827385	IO-Link master module for the modular BL20 I/O system, 4-channel

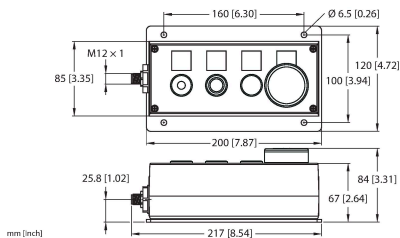
Dimension drawing	Type	ID	
	USB-2-IOL-0002	6825482	IO-Link Master with integrated USB port



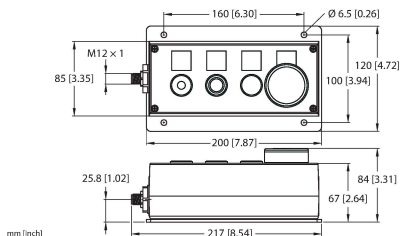
TBIL-M1-16DXP	6814102	16-channel I/O-hub for the connection of 16 digital PNP signals to an IO-Link master (input/output freely selectable per channel)
---------------	---------	---



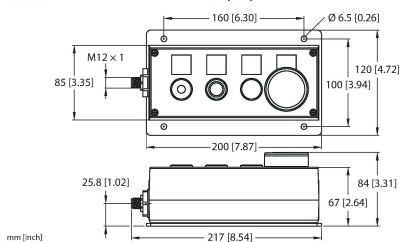
TBEN-S2-4IOL	6814024	Compact multiprotocol I/O module, 4 IO-Link Master 1.1 Class A, 4 universal PNP digital channels 0.5 A
--------------	---------	--



OPIL-E4-I02-FE01(DE)	100029326	16-channel I/O hub for the connection of 16 digital PNP signals to an IO-Link master (input/output freely selectable per channel)
----------------------	-----------	---

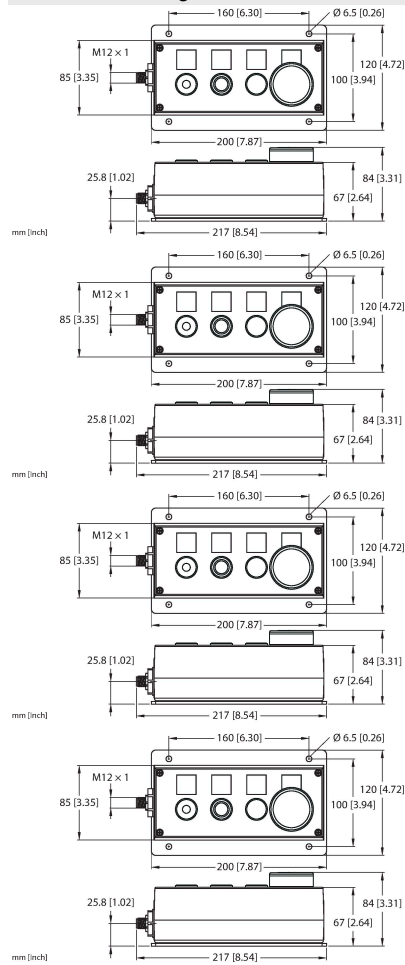


OPIL-E4-I02-FE02	100029327	16-channel I/O hub for the connection of 16 digital PNP signals to an IO-Link master (input/output freely selectable per channel)
------------------	-----------	---



OPIL-E4-I02-FE03	100029328	16-channel I/O hub for the connection of 16 digital PNP signals to an IO-Link master (input/output freely selectable per channel)
------------------	-----------	---

Dimension drawing



Type

ID

OPIL-E4-IO3-FE04

100036394

16-channel I/O hub for the connection of 16 digital PNP signals to an IO-Link master (input/output freely selectable per channel)

OPIL-E4-IO3-FE01

100036505

16-channel I/O hub for the connection of 16 digital PNP signals to an IO-Link master (input/output freely selectable per channel)

OPIL-E4-IO3-FE02

100036506

16-channel I/O hub for the connection of 16 digital PNP signals to an IO-Link master (input/output freely selectable per channel)

OPIL-E4-IO3-FE03

100036507

16-channel I/O hub for the connection of 16 digital PNP signals to an IO-Link master (input/output freely selectable per channel)