

Technical Data

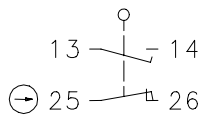
Rope pull switch

Series SIEK

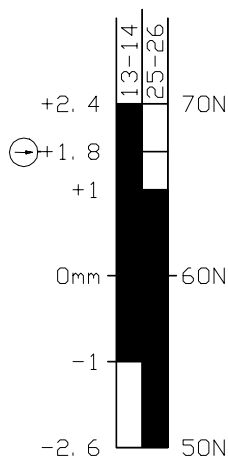
Description **SIEK-UV1Z**

Article number **6011831134**

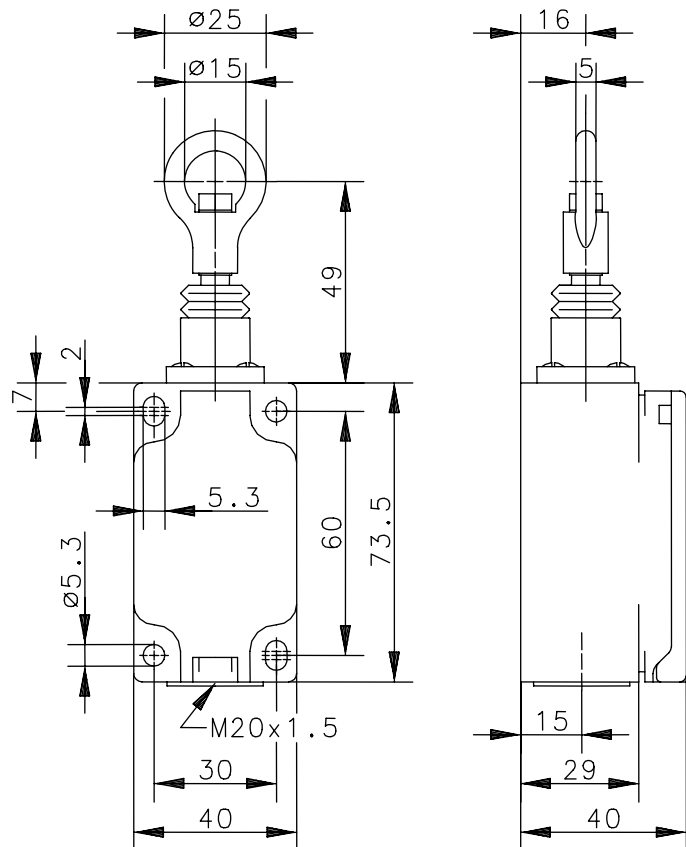
Operating symbol



Operating diagram (pretensioned installation)



ON
 OFF
 Tolerance
tensile force: $\pm 15\%$



Electrical data

Rated insulation voltage	U_i	400 V AC
Conv. thermal current	I_{the}	10 A
Rated operational voltage	U_e	240 V
Utilization category		AC-15, U_e/I_e 240 V / 3 A
Direct opening action	\oplus	acc. to IEC/EN 60947-5-1, Annex K
Short-circuit protective device		Fuse 10 A gL/gG
Protection class		II, totally insulated

This document will not become the contractual basis; the details included herein do not constitute any descriptions of expected conditions, so that warranties/claims for defects on account of possible variations of the actual qualities from the qualities described herein are explicitly excluded. All rights reserved. Specifications subject to change without notice!

Date of issue: 11.09.2009 / Page 1 of 2
Document: 6011831134_en.doc / Last update: 1 / 2439-09

Technical Data

Rope pull switch



Mechanical data	
Enclosure	Thermoplastic, glass fibre reinforced
Cover	Thermoplastic, glass fibre reinforced
Actuator	Pull ring (Zn-die cast; rotatable, without stop)
Ambient air temperature	-30 °C ... +80 °C
Contact type	1 NC, 1 NO (Zb)
Mechanical life	1 x 10 ⁶ operating cycles
Switching frequency	≤ 50 / min.
Assembly	4 x M5
Connection	4 screw terminals (M3,5)
Conductor cross-sections	Solid: 0,5 ... 1,5 mm ² Litz wire with ferrules: 0,5 ... 1,5 mm ²
Cable entrance	1 x M20x1,5
Weight	≈ 0,17 kg
Installation position	Operator definable
Protection type	IP65 acc. to IEC/EN 60529
Standards	VDE 0660 T100, DIN EN 60947-1, IEC 60947-1 VDE 0660 T200, DIN EN 60947-5-1, IEC 60947-5-1
EU Conformity	CE
Approvals	cCSA _{US} A300 (same polarity)

Notes

The degree of protection (IP code) specified applies solely to a property closed cover and the use of an equivalent cable gland with adequate cable.

This document will not become the contractual basis; the details included herein do not constitute any descriptions of expected conditions, so that warranties/claims for defects on account of possible variations of the actual qualities from the qualities described herein are explicitly excluded. All rights reserved. Specifications subject to change without notice!

Date of issue: 11.09.2009 / Page 2 of 2
Document: 6011831134_en.doc / Last update: 1 / 2439-09